



Quotation / Order Form


Please complete all sections below (please tick boxes required)

Company:		Tick here for a Quotation: <input type="checkbox"/>	Tick here to go straight to Order: <input type="checkbox"/>
Contact Name:		Total Qty of Windows Required:	
Delivery Address:		Your Reference:	
		Date:	
	Postcode:	Date Required for Delivery:	
Tel Number:		This is Sheet: of:	
Email:			

Please Specify Colour / Foil Finish Required:			Hardware:			Additional Extras:		
Profile Colour Standard White <input type="checkbox"/>	Foils Crystal White <input type="checkbox"/> Rosewood <input type="checkbox"/> Golden Oak <input type="checkbox"/> Black / Brown <input type="checkbox"/> Anthracite Grey <input type="checkbox"/> Irish Oak <input type="checkbox"/> Cream <input type="checkbox"/> Agate Grey <input type="checkbox"/> Chartwell Green <input type="checkbox"/>	In & Out <input type="checkbox"/> <input type="checkbox"/> <input type="checkbox"/> <input type="checkbox"/> <input type="checkbox"/> <input type="checkbox"/> <input type="checkbox"/> <input type="checkbox"/> <input type="checkbox"/>	On White <input type="checkbox"/> <input type="checkbox"/> <input type="checkbox"/> <input type="checkbox"/> <input type="checkbox"/> <input type="checkbox"/> <input type="checkbox"/> <input type="checkbox"/> <input type="checkbox"/>	Standard Furniture Travel Restrictors <input type="checkbox"/> Pole Eyes <input type="checkbox"/> Sash Lifts <input type="checkbox"/> Tilt Knobs <input type="checkbox"/>	Yes <input type="checkbox"/> <input type="checkbox"/> <input type="checkbox"/> <input type="checkbox"/>	No <input type="checkbox"/> <input type="checkbox"/> <input type="checkbox"/> <input type="checkbox"/>	Furniture Colours White <input type="checkbox"/> Black <input type="checkbox"/> Chrome <input type="checkbox"/> Gold <input type="checkbox"/> Satin <input type="checkbox"/>	DocQ* <input type="checkbox"/> Secured by Design <input type="checkbox"/> Fire Egress <input type="checkbox"/> Acoustic Glass <input type="checkbox"/> Laminated Glass <input type="checkbox"/> 1.2 U Value <input type="checkbox"/> White Spacer Bar <input type="checkbox"/>
Sash Horns: Run-through <input type="checkbox"/> No Horns <input type="checkbox"/>				Alternative Furniture D Handles <input type="checkbox"/> If Yes <input type="checkbox"/> Internal <input type="checkbox"/>	Yes <input type="checkbox"/> 	No <input type="checkbox"/> 	NEW Antique Gold <input type="checkbox"/> Rose Gold <input type="checkbox"/> Black Nickel <input type="checkbox"/>	<small>* Includes laminated glass and upgraded lock</small>

Item:			
Location:			
Width mm			
Height mm			
Transom Drop	50/50 <input type="checkbox"/> Other _____		
Quantity			
Cill Horns	Yes <input type="checkbox"/> _____ mm each side		
Cill	152mm <input type="checkbox"/> 185mm <input type="checkbox"/> 225mm <input type="checkbox"/>		
Add Ons Included in sizes unless stated otherwise			
	25mm	40mm	N/A
Head	<input type="checkbox"/>	<input type="checkbox"/>	<input type="checkbox"/>
Cill	<input type="checkbox"/>	<input type="checkbox"/>	<input type="checkbox"/>
LHS Jamb	<input type="checkbox"/>	<input type="checkbox"/>	<input type="checkbox"/>
RHS Jamb	<input type="checkbox"/>	<input type="checkbox"/>	<input type="checkbox"/>
Trickle Vent	Yes <input type="checkbox"/> Quantity: _____		No <input type="checkbox"/>

If required, sketch bars below
Int' Georgian ☐ Ext' Astragal ☐




Toughened Glass as standard

Glass Pattern:

Item:			
Location:			
Width mm			
Height mm			
Transom Drop	50/50 <input type="checkbox"/> Other _____		
Quantity			
Cill Horns	Yes <input type="checkbox"/> _____ mm each side		
Cill	152mm <input type="checkbox"/> 185mm <input type="checkbox"/> 225mm <input type="checkbox"/>		
Add Ons Included in sizes unless stated otherwise			
	25mm	40mm	N/A
Head	<input type="checkbox"/>	<input type="checkbox"/>	<input type="checkbox"/>
Cill	<input type="checkbox"/>	<input type="checkbox"/>	<input type="checkbox"/>
LHS Jamb	<input type="checkbox"/>	<input type="checkbox"/>	<input type="checkbox"/>
RHS Jamb	<input type="checkbox"/>	<input type="checkbox"/>	<input type="checkbox"/>
Trickle Vent	Yes <input type="checkbox"/> Quantity: _____		No <input type="checkbox"/>

If required, sketch bars below
Int' Georgian ☐ Ext' Astragal ☐




Toughened Glass as standard

Glass Pattern:

Item:			
Location:			
Width mm			
Height mm			
Transom Drop	50/50 <input type="checkbox"/> Other _____		
Quantity			
Cill Horns	Yes <input type="checkbox"/> _____ mm each side		
Cill	152mm <input type="checkbox"/> 185mm <input type="checkbox"/> 225mm <input type="checkbox"/>		
Add Ons Included in sizes unless stated otherwise			
	25mm	40mm	N/A
Head	<input type="checkbox"/>	<input type="checkbox"/>	<input type="checkbox"/>
Cill	<input type="checkbox"/>	<input type="checkbox"/>	<input type="checkbox"/>
LHS Jamb	<input type="checkbox"/>	<input type="checkbox"/>	<input type="checkbox"/>
RHS Jamb	<input type="checkbox"/>	<input type="checkbox"/>	<input type="checkbox"/>
Trickle Vent	Yes <input type="checkbox"/> Quantity: _____		No <input type="checkbox"/>

If required, sketch bars below
Int' Georgian ☐ Ext' Astragal ☐




Toughened Glass as standard

Glass Pattern:

Item:			
Location:			
Width mm			
Height mm			
Transom Drop	50/50 <input type="checkbox"/> Other _____		
Quantity			
Cill Horns	Yes <input type="checkbox"/> _____ mm each side		
Cill	152mm <input type="checkbox"/> 185mm <input type="checkbox"/> 225mm <input type="checkbox"/>		
Add Ons Included in sizes unless stated otherwise			
	25mm	40mm	N/A
Head	<input type="checkbox"/>	<input type="checkbox"/>	<input type="checkbox"/>
Cill	<input type="checkbox"/>	<input type="checkbox"/>	<input type="checkbox"/>
LHS Jamb	<input type="checkbox"/>	<input type="checkbox"/>	<input type="checkbox"/>
RHS Jamb	<input type="checkbox"/>	<input type="checkbox"/>	<input type="checkbox"/>
Trickle Vent	Yes <input type="checkbox"/> Quantity: _____		No <input type="checkbox"/>

If required, sketch bars below
Int' Georgian ☐ Ext' Astragal ☐



Toughened Glass as standard

Glass Pattern:

Special Instructions: e.g RAL spray

Trickle Vent table*			
Min	Max	No. Vents	EQA
370	599	1x2500	2500
600	849	2x2500	5000
850	1099	3x2500	7500
1100	1600	4x2500	10000