



**ECOSlide®**  
Elegant Sash Windows

# Quotation / Order Form

Please complete all sections below (please tick boxes required)

<p>Company: _____</p> <p>Contact Name: _____</p> <p>Delivery Address: _____</p> <p>_____</p> <p style="text-align: right;">Postcode: _____</p> <p>Tel Number: _____</p> <p>Email: _____</p>	<p>Tick here for a Quotation: <input type="checkbox"/>    Tick here to go straight to Order: <input type="checkbox"/></p> <p>Total Qty of Windows Required: _____</p> <p>Your Reference: _____</p> <p>Date: _____</p> <p>Date Required for Delivery: _____</p> <p>This is Sheet:        of: _____</p>
---------------------------------------------------------------------------------------------------------------------------------------------------------------------------------------------	-------------------------------------------------------------------------------------------------------------------------------------------------------------------------------------------------------------------------------------------------------------------------------------------------------

Please Specify Colour / Foil Finish Required:	Hardware:	Additional Extras:																																	
<p><b>Profile Colour</b> Standard White <input type="checkbox"/></p> <p><b>Sash Horns:</b> Run-through <input type="checkbox"/> No Horns <input type="checkbox"/></p>	<table border="0" style="width:100%"><tr><td style="width:50%; vertical-align: top;"><p><b>Standard Furniture</b></p><table border="0"><tr><td>Travel Restrictors</td><td>Yes <input type="checkbox"/></td><td>No <input type="checkbox"/></td></tr><tr><td>Pole Eyes</td><td><input type="checkbox"/></td><td><input type="checkbox"/></td></tr><tr><td>Sash Lifts</td><td><input type="checkbox"/></td><td><input type="checkbox"/></td></tr><tr><td>Tilt Knobs</td><td><input type="checkbox"/></td><td><input type="checkbox"/></td></tr></table><p><b>Alternative Furniture</b></p><table border="0"><tr><td>D Handles</td><td>Yes <input type="checkbox"/></td><td>No <input type="checkbox"/></td></tr></table><p>If Yes Internal <input type="checkbox"/> External <input type="checkbox"/></p></td><td style="width:50%; vertical-align: top;"><p><b>Furniture Colours</b></p><table border="0"><tr><td>White</td><td><input type="checkbox"/></td></tr><tr><td>Black</td><td><input type="checkbox"/></td></tr><tr><td>Chrome</td><td><input type="checkbox"/></td></tr><tr><td>Gold</td><td><input type="checkbox"/></td></tr><tr><td>Satin</td><td><input type="checkbox"/></td></tr><tr><td>Antique Gold</td><td><input type="checkbox"/></td></tr><tr><td>Rose Gold</td><td><input type="checkbox"/></td></tr><tr><td>Black Nickel</td><td><input type="checkbox"/></td></tr></table></td></tr></table>	<p><b>Standard Furniture</b></p> <table border="0"><tr><td>Travel Restrictors</td><td>Yes <input type="checkbox"/></td><td>No <input type="checkbox"/></td></tr><tr><td>Pole Eyes</td><td><input type="checkbox"/></td><td><input type="checkbox"/></td></tr><tr><td>Sash Lifts</td><td><input type="checkbox"/></td><td><input type="checkbox"/></td></tr><tr><td>Tilt Knobs</td><td><input type="checkbox"/></td><td><input type="checkbox"/></td></tr></table> <p><b>Alternative Furniture</b></p> <table border="0"><tr><td>D Handles</td><td>Yes <input type="checkbox"/></td><td>No <input type="checkbox"/></td></tr></table> <p>If Yes Internal <input type="checkbox"/> External <input type="checkbox"/></p>	Travel Restrictors	Yes <input type="checkbox"/>	No <input type="checkbox"/>	Pole Eyes	<input type="checkbox"/>	<input type="checkbox"/>	Sash Lifts	<input type="checkbox"/>	<input type="checkbox"/>	Tilt Knobs	<input type="checkbox"/>	<input type="checkbox"/>	D Handles	Yes <input type="checkbox"/>	No <input type="checkbox"/>	<p><b>Furniture Colours</b></p> <table border="0"><tr><td>White</td><td><input type="checkbox"/></td></tr><tr><td>Black</td><td><input type="checkbox"/></td></tr><tr><td>Chrome</td><td><input type="checkbox"/></td></tr><tr><td>Gold</td><td><input type="checkbox"/></td></tr><tr><td>Satin</td><td><input type="checkbox"/></td></tr><tr><td>Antique Gold</td><td><input type="checkbox"/></td></tr><tr><td>Rose Gold</td><td><input type="checkbox"/></td></tr><tr><td>Black Nickel</td><td><input type="checkbox"/></td></tr></table>	White	<input type="checkbox"/>	Black	<input type="checkbox"/>	Chrome	<input type="checkbox"/>	Gold	<input type="checkbox"/>	Satin	<input type="checkbox"/>	Antique Gold	<input type="checkbox"/>	Rose Gold	<input type="checkbox"/>	Black Nickel	<input type="checkbox"/>	<p>DocQ* <input type="checkbox"/> All <input type="checkbox"/></p> <p>Secured by Design* <input type="checkbox"/> Items: <div style="border: 1px solid black; height: 40px; width: 100%;"></div></p> <p>Fire Egress* <input type="checkbox"/></p> <p>Deep Bottom Rail* <input type="checkbox"/></p> <p>Acoustic Glass <input type="checkbox"/></p> <p>Laminated Glass <input type="checkbox"/></p> <p>1.2 U Value <input type="checkbox"/></p> <p>White Spacer Bar <input type="checkbox"/></p> <p>Upgraded Security Hardware <input type="checkbox"/></p> <p><small>* Please list the items requiring an upgrade</small></p>
<p><b>Standard Furniture</b></p> <table border="0"><tr><td>Travel Restrictors</td><td>Yes <input type="checkbox"/></td><td>No <input type="checkbox"/></td></tr><tr><td>Pole Eyes</td><td><input type="checkbox"/></td><td><input type="checkbox"/></td></tr><tr><td>Sash Lifts</td><td><input type="checkbox"/></td><td><input type="checkbox"/></td></tr><tr><td>Tilt Knobs</td><td><input type="checkbox"/></td><td><input type="checkbox"/></td></tr></table> <p><b>Alternative Furniture</b></p> <table border="0"><tr><td>D Handles</td><td>Yes <input type="checkbox"/></td><td>No <input type="checkbox"/></td></tr></table> <p>If Yes Internal <input type="checkbox"/> External <input type="checkbox"/></p>	Travel Restrictors	Yes <input type="checkbox"/>	No <input type="checkbox"/>	Pole Eyes	<input type="checkbox"/>	<input type="checkbox"/>	Sash Lifts	<input type="checkbox"/>	<input type="checkbox"/>	Tilt Knobs	<input type="checkbox"/>	<input type="checkbox"/>	D Handles	Yes <input type="checkbox"/>	No <input type="checkbox"/>	<p><b>Furniture Colours</b></p> <table border="0"><tr><td>White</td><td><input type="checkbox"/></td></tr><tr><td>Black</td><td><input type="checkbox"/></td></tr><tr><td>Chrome</td><td><input type="checkbox"/></td></tr><tr><td>Gold</td><td><input type="checkbox"/></td></tr><tr><td>Satin</td><td><input type="checkbox"/></td></tr><tr><td>Antique Gold</td><td><input type="checkbox"/></td></tr><tr><td>Rose Gold</td><td><input type="checkbox"/></td></tr><tr><td>Black Nickel</td><td><input type="checkbox"/></td></tr></table>	White	<input type="checkbox"/>	Black	<input type="checkbox"/>	Chrome	<input type="checkbox"/>	Gold	<input type="checkbox"/>	Satin	<input type="checkbox"/>	Antique Gold	<input type="checkbox"/>	Rose Gold	<input type="checkbox"/>	Black Nickel	<input type="checkbox"/>			
Travel Restrictors	Yes <input type="checkbox"/>	No <input type="checkbox"/>																																	
Pole Eyes	<input type="checkbox"/>	<input type="checkbox"/>																																	
Sash Lifts	<input type="checkbox"/>	<input type="checkbox"/>																																	
Tilt Knobs	<input type="checkbox"/>	<input type="checkbox"/>																																	
D Handles	Yes <input type="checkbox"/>	No <input type="checkbox"/>																																	
White	<input type="checkbox"/>																																		
Black	<input type="checkbox"/>																																		
Chrome	<input type="checkbox"/>																																		
Gold	<input type="checkbox"/>																																		
Satin	<input type="checkbox"/>																																		
Antique Gold	<input type="checkbox"/>																																		
Rose Gold	<input type="checkbox"/>																																		
Black Nickel	<input type="checkbox"/>																																		


Item:			
Location: _____			
Width mm	_____		
Height mm	_____		
Transom Drop	50/50 <input type="checkbox"/> Other _____		
Quantity	_____		
Cill Horns	Yes <input type="checkbox"/> _____ mm each side		
Cill	152mm <input type="checkbox"/> 185mm <input type="checkbox"/> 225mm <input type="checkbox"/>		
<b>Add Ons</b> Included in sizes unless stated otherwise			
	25mm	40mm	N/A
Head	<input type="checkbox"/>	<input type="checkbox"/>	<input type="checkbox"/>
Cill	<input type="checkbox"/>	<input type="checkbox"/>	<input type="checkbox"/>
LHS Jamb	<input type="checkbox"/>	<input type="checkbox"/>	<input type="checkbox"/>
RHS Jamb	<input type="checkbox"/>	<input type="checkbox"/>	<input type="checkbox"/>
Trickle Vent	Yes <input type="checkbox"/> Quantity: _____		No <input type="checkbox"/>

Item:			
Location: _____			
Width mm	_____		
Height mm	_____		
Transom Drop	50/50 <input type="checkbox"/> Other _____		
Quantity	_____		
Cill Horns	Yes <input type="checkbox"/> _____ mm each side		
Cill	152mm <input type="checkbox"/> 185mm <input type="checkbox"/> 225mm <input type="checkbox"/>		
<b>Add Ons</b> Included in sizes unless stated otherwise			
	25mm	40mm	N/A
Head	<input type="checkbox"/>	<input type="checkbox"/>	<input type="checkbox"/>
Cill	<input type="checkbox"/>	<input type="checkbox"/>	<input type="checkbox"/>
LHS Jamb	<input type="checkbox"/>	<input type="checkbox"/>	<input type="checkbox"/>
RHS Jamb	<input type="checkbox"/>	<input type="checkbox"/>	<input type="checkbox"/>
Trickle Vent	Yes <input type="checkbox"/> Quantity: _____		No <input type="checkbox"/>

Item:			
Location: _____			
Width mm	_____		
Height mm	_____		
Transom Drop	50/50 <input type="checkbox"/> Other _____		
Quantity	_____		
Cill Horns	Yes <input type="checkbox"/> _____ mm each side		
Cill	152mm <input type="checkbox"/> 185mm <input type="checkbox"/> 225mm <input type="checkbox"/>		
<b>Add Ons</b> Included in sizes unless stated otherwise			
	25mm	40mm	N/A
Head	<input type="checkbox"/>	<input type="checkbox"/>	<input type="checkbox"/>
Cill	<input type="checkbox"/>	<input type="checkbox"/>	<input type="checkbox"/>
LHS Jamb	<input type="checkbox"/>	<input type="checkbox"/>	<input type="checkbox"/>
RHS Jamb	<input type="checkbox"/>	<input type="checkbox"/>	<input type="checkbox"/>
Trickle Vent	Yes <input type="checkbox"/> Quantity: _____		No <input type="checkbox"/>


Item:			
Location: _____			
Width mm	_____		
Height mm	_____		
Transom Drop	50/50 <input type="checkbox"/> Other _____		
Quantity	_____		
Cill Horns	Yes <input type="checkbox"/> _____ mm each side		
Cill	152mm <input type="checkbox"/> 185mm <input type="checkbox"/> 225mm <input type="checkbox"/>		
<b>Add Ons</b> Included in sizes unless stated otherwise			
	25mm	40mm	N/A
Head	<input type="checkbox"/>	<input type="checkbox"/>	<input type="checkbox"/>
Cill	<input type="checkbox"/>	<input type="checkbox"/>	<input type="checkbox"/>
LHS Jamb	<input type="checkbox"/>	<input type="checkbox"/>	<input type="checkbox"/>
RHS Jamb	<input type="checkbox"/>	<input type="checkbox"/>	<input type="checkbox"/>
Trickle Vent	Yes <input type="checkbox"/> Quantity: _____		No <input type="checkbox"/>

If required, sketch bars below  
Int' Georgian ☐    Ext' Astragal ☐




Toughened Glass as standard

If required, sketch bars below  
Int' Georgian ☐    Ext' Astragal ☐




Toughened Glass as standard

If required, sketch bars below  
Int' Georgian ☐    Ext' Astragal ☐



Toughened Glass as standard

If required, sketch bars below  
Int' Georgian ☐    Ext' Astragal ☐



Toughened Glass as standard

Glass Pattern: \_\_\_\_\_

Glass Pattern: \_\_\_\_\_

Glass Pattern: \_\_\_\_\_

Glass Pattern: \_\_\_\_\_

Special Instructions: e.g RAL spray	Categories										
	<p><b>Please Select One</b></p> <table border="0"><tr><td>Newbuild Private</td><td><input type="checkbox"/></td></tr><tr><td>Newbuild Public</td><td><input type="checkbox"/></td></tr><tr><td>Private RMI – Nationals</td><td><input type="checkbox"/></td></tr><tr><td>Private RMI</td><td><input type="checkbox"/></td></tr><tr><td>Public RMI</td><td><input type="checkbox"/></td></tr></table>	Newbuild Private	<input type="checkbox"/>	Newbuild Public	<input type="checkbox"/>	Private RMI – Nationals	<input type="checkbox"/>	Private RMI	<input type="checkbox"/>	Public RMI	<input type="checkbox"/>
Newbuild Private	<input type="checkbox"/>										
Newbuild Public	<input type="checkbox"/>										
Private RMI – Nationals	<input type="checkbox"/>										
Private RMI	<input type="checkbox"/>										
Public RMI	<input type="checkbox"/>										

Trickle Vent table*			
Min	Max	No. Vents	EQA
370	599	1x2500	2500
600	849	2x2500	5000
850	1099	3x2500	7500
1100	1600	4x2500	10000